

**RE97LTx**  
**Ultra-Miniature Condenser**  
**Lapel Microphone**  
**TA4F Connector**



## Key Features:

- Ultra-Miniature Size for Inconspicuous Use
- Omnidirectional Polar Pattern to Provide Clean Sound and Uniform Response
- Lightweight, Low Profile, Rugged Construction
- Superior Sound Quality
- Terminated with Female TA4F Connector for use with any EV Wireless Bodypack Transmitter
- Available in Black or Beige Finish



## General Description:

The Electro-Voice® RE97LTx is an ultra-miniature, omnidirectional, condenser microphone designed for applications that demand a high quality microphone element that is practically invisible when worn by the speaker or performer. The RE97LTx is intended for spoken-word use in theatrical performance, fixed installations, corporate AV presentations, houses of worship, or any venue where a full-range, natural, and well-balanced sound is required from an inconspicuous, lightweight microphone.

The output of the RE97LTx is clean and accurate, while the omni-directional polar pattern ensures uniform output regardless of the microphone's angle relative to the sound source. The provided clip is a convenient anchor for the microphone on a lapel, tie, or shirt collar.

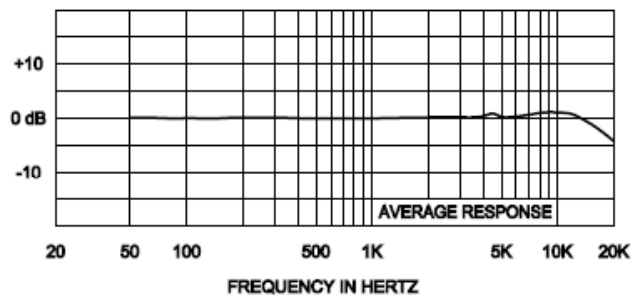
The supplied windscreens can be utilized in windy environments and to reduce breath noise. The RE97LTx has a shielded 4ft cable terminated in a genuine Switchcraft® TA4F connector and is ready for use with standard EV and Telex body-pack transmitters including the EV REV-BP, BPU-2/CSB-1000 and Telex WT-500/WT-1000. The wire to the body-pack is ultra-flexible, and may be easily concealed.

## Technical Specifications:

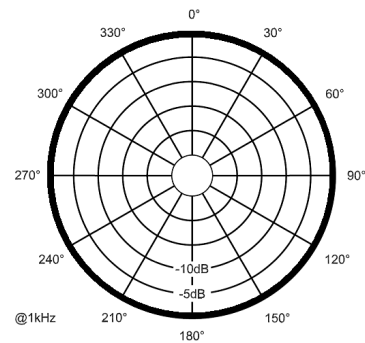
Transducer:	Condenser, Back-Electret
Freq. Response:	50 Hz - 15 kHz
Polar Pattern:	Omnidirectional
Sensitivity, 1 kHz:	-48 dBV, 4.0 mV/Pascal
Maximum SPL:	>120 dB SPL
Equivalent Noise:	32 dBA
Dynamic Range:	88 dB
Output Impedance, 1 kHz:	3000 Ohms
Power Requirements:	+5 VDC
Current Consumption:	310 µA
Polarity:	Positive Pressure on Diaphragm Produces a Positive Voltage on Pin 2
Dimensions:	See Diagram
Cable:	4 ft (1.22 m) Long 0.052 in (1.30 mm) Diameter
TA4F Connector Wiring:	Pin 1 - Ground Pin 2 - Audio Pin 3 - Bias Voltage Pin 4 - Unused
Accessories Furnished:	Long and Short Windscreens Dual Clothing Clip Gig Bag
Colors Available:	Black, Beige
Net Microphone Weight:	10.5 g (0.4 oz) Clip Only - 2.1 g (0.08 oz)
Optional Accessories:	TXA Phantom Power Adapter



## Frequency Response:



## Polar Response:

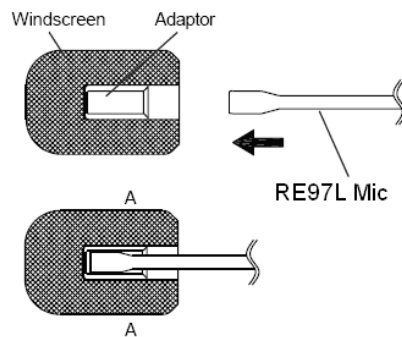


## Windscreen Assembly:

The windscreen assembly is supplied with a plastic adaptor to improve stability.

To apply: Hold the windscreen firmly at the “A” locations. Firmly press the microphone into the adaptor until it stops.

NOTE: Use caution when removing the microphone from the windscreen. Do not pull on product wire: grip microphone by metal housing only.



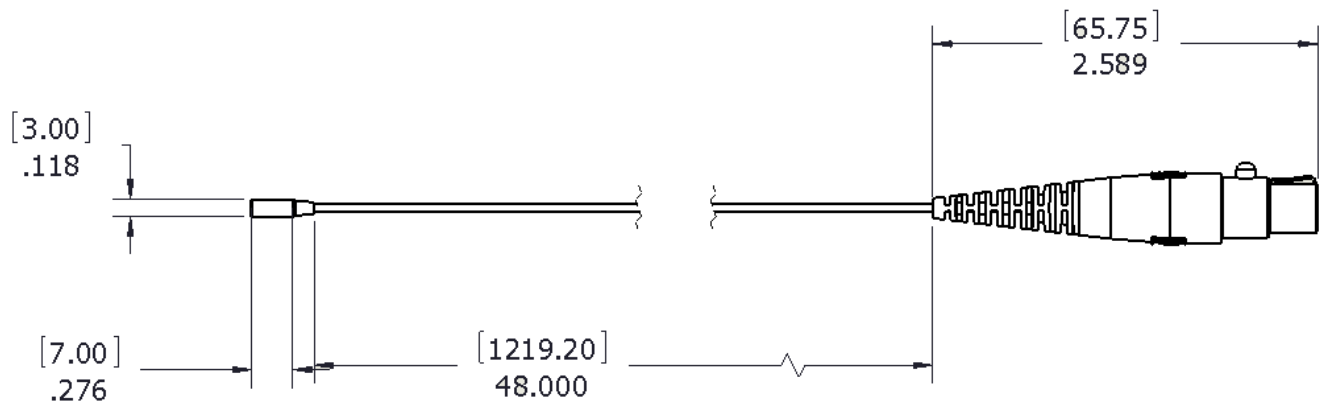
## Microphone Positioning:

Best results will be achieved with the microphone positioned 3 to 6 inches below the neckline. Typical locations are on the lapel, shirt collar, or on the shirt directly below the chin. You should avoid covering the microphone with any cloth or other material as this may change the frequency response characteristic of the microphone.

If mechanical noise from the cable is detected, it may be minimized by looping the cable up and through the dual tie clip as shown in the picture on page 1, or by immobilizing the cable against the talker’s body.

## Product Dimensions:

Dimensions are in inches. Bracketed dimensions are millimeters.



## Interfacing RE97L:

Your RE97LTx is configured for use with standard Electro-Voice and Telex bodypack transmitters. Modifications to your RE97L should be performed by a qualified technician only. Using the microphone in a way other than described in this manual may damage the microphone and void your warranty.

The following table is provided for your reference should you desire to utilize the RE97L with another manufacturer's wireless transmitter bodypack. Always verify the specifications of your transmitter before attempting any changes to your microphone.

Manufacturer	Wireless Systems	Connector Type	Suggested Wiring
AKG	WMS 40 Pro, WMS 400, and WMS4000 (Transmitters PT 40, PT400, and PT4000)	TA3F	Pin 1: Shield
			Pin 2: Wire
			Jump Pin 2 to Pin 3
Audio-Technica	AT UniPak-type Transmitters ATW-1127, ATW-1235, ATW-1451, ATW-2110, ATW-3110a, AEW-T1000, ATW-201, ATW-601, ESW-T210, and ESW-T211 for the following systems: 1100, 1200, 1400, 2000, 3000, 4000, and 5000 Series Professional; 200 and 600 Series Freeway; NOT for use with U100 System	Hirose 4-Pin HR10A-7P-4S	Pin 1: Shield
			Jump Pin 1 to Pin 2
			Pin 3: Wire
			Shunt Pins 3-4 with R = 5k Ohms
Electro-Voice	RE-2 (BPU-2); RE-1 (CSB-1000); R100 (BPV)	TA4F	Pin 1: Shield
			Pin 2: Wire
			Shunt Pins 2-3 with R = 10k Ohms
			Pin 4: Not Connected
Sennheiser	Evolution Wireless Systems 100, 300, 500 (Transmitters SK100, SK300, SK500), and G2 Series	3.5mm (1/8") Stereo or Mono Mini-Plug	Tip: Wire
			Sleeve: Shield
			Ring: Not Connected
			5V Zener diode: + to tip, - to sleeve (1N5231 or similar)
Shure	Performance Gear (UT1); PGX1; SLX1; T Series (T1, T11); UC1; UHF (U1); UHF-R (UR1); ULX Professional and ULX Standard (ULX1)	TA4F	Pin 1: Shield
			Shunt Pins 2-3 with R = 10k Ohms
			Pin 3: Wire
			Pin 4: Not Connected
Telex	FMR Series 70, 500, 1000 (Transmitters WT-55, WT-500, WT-1000); SAFE 1000 (SAFE WT)	TA4F	Pin 1: Shield
			Pin 2: Wire
			Shunt Pins 2-3 with R = 10k Ohms
			Pin 4: Not Connected

### RE97LTx Part Numbers

- F01U149502 RE97LTx Lapel Microphone, Beige Finish
- F01U149504 RE97LTx Lapel Microphone, Black Finish

**Electro-Voice®**

12000 Portland Avenue South, Burnsville, MN 55337  
Phone: 952/884-4051, Fax: 952/884-0043

www.electrovoice.com

© Bosch Communications Systems

Part Number LIT000165000 Rev D

05/2010



U.S.A. and Canada only. For customer orders, contact Customer Service at:  
**800/392-3497 Fax: 800/955-6831**

Europe, Africa, and Middle East only. For customer orders, contact Customer Service at:  
**+ 49 9421-706 0 Fax: + 49 9421-706 265**

Other International locations. For customer orders, Contact Customer Service at:  
**+ 1 952 884-4051 Fax: + 1 952 887-9212**

For warranty repair or service information, contact the Service Repair department at:  
**800/685-2606**

For technical assistance, contact Technical Support at: **866/78AUDIO**

Specifications subject to change without notice.